

# TRAVAUX PEDAGOGIQUES



## Important vocabulary for the show

### Find the hidden words

Black letter	Party	Scrooge	Rudolph	Father Christmas
Fight	Friend	Money	Snowball	Reindeer

B	L	A	C	K		L	E	T	T	E	R	Q	M	J
Q	X	L	B	F	U	N	W	G	D	P	U	U	C	I
D	S	F	I	G	H	T	I	K	P	A	R	T	Y	K
G	T	I	H	G	P	X	V	A	O	L	O	G	E	A
H	R	S	M	B	L	C	Y	R	I	S	Z	M	N	S
J	T	N	F	N	O	W	B	A	F	L	B	I	O	D
P	S	O	K	T	D	K	S	P	R	E	H	E	M	T
F	E	W	T	U	U	S	F	E	H	J	R	O	S	E
A	R	B	A	F	R	I	E	N	D	I	T	E	G	M
T	O	A	U	D	O	D	R	E	E	N	R	O	E	B
H	F	L	G	A	N	H	M	I	Z	M	O	I	L	T
E	Z	L	B	I	K	A	W	Q	B	R	A	S	O	E
R	S	R	E	R	L	G	H	U	C	L	X	C	V	R
C	H	R	I	S	T	M	A	S	Z	T	X	W	E	L

## Christmas vocabulary

Love	Present	Christmas	Pudding	Cracker
Christmas Tree	Songs	Excited	Sleigh	Happy

A	D	S	G	O	S	P	K	N	C	D	Y	Q	M	J
Q	X	L	O	V	E	N	W	P	U	D	D	I	N	G
D	E	E	K	P	C	O	I	K	P	A	L	B	R	K
G	T	I	H	G	R	X	V	A	O	L	T	G	J	A
H	R	G	M	B	E	C	H	R	I	S	T	M	A	S
J	T	H	P	J	D	R	A	Z	R	N	D	E	U	D
P	S	L	K	T	P	A	S	P	R	E	S	E	N	T
F	E	P	T	U	E	C	F	E	H	J	R	O	S	O
A	X	N	A	P	H	K	K	E	X	C	I	T	E	D
Q	Y	G	U	D	O	E	R	E	E	N	R	T	E	B
Z	P	U	G	A	N	R	M	I	Z	S	O	N	G	S
T	P	L	B	I	K	A	W	Q	B	Q	A	S	O	E
R	A	R	E	R	L	G	H	U	I	L	X	C	V	R
C	H	R	I	S	T	M	A	S	-	T	R	E	E	F

## THE SONG : A Christmas carol 'JINGLE BELLS'

Jingle bells, jingle bells  
Jingle all the way  
Oh what fun it is to ride  
In a one horse open sleigh

Jingle bells, jingle bells  
Jingle all the way  
Oh what fun it is to ride  
In a one horse open sleigh

Dashing through the snow  
In a one horse open sleigh  
Through the fields we go  
Laughing all the way

Bells on bob tail ring  
Making spirits bright  
What fun it is to ride and sing A  
sleighbing song tonight

Jingle bells, jing jingle bells  
Jingle all the way  
Oh what fun it is to ride  
In a one horse open sleigh,  
brruup

Jingle bells, jingle bells  
Jingle all the way  
Oh what fun it is to ride  
In a one horse open sleigh

Dashing through the snow  
In a one horse open sleigh  
Through the fields we go  
Laughing all the way

Bells on bob tail ring  
Making spirits bright  
What fun it is to ride and sing  
A sleighbing song tonight

Jingle bells, jingle bells  
Jingle all the way  
Oh what fun it is to ride  
In a one horse open sleigh

Jingle bells, jingle bells  
Jingle all the way  
Oh what fun it is to ride  
In a one horse open sleigh

Jingle bells, jingle bells  
Jingle all the way  
Oh what fun it is to ride  
In a one horse open sleigh

Jingle bells, jingle bells  
Jingle all the way  
Oh what fun it is to ride  
In a one horse open sleigh

## Find the correct letters and the hidden words

M

1. CHRISTMAS CRACK\_\_RS

R

2. CHRISTMAS T\_\_EE

Y

3. FATHER \_\_HRISTMAS

H

4. CH\_\_ISTMAS PRESENT

I

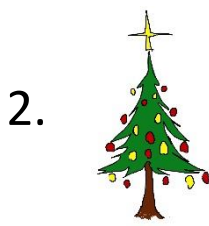

5. CHRI\_\_TMAS PUDDING

T

6. CHRIST\_\_AS SONGS

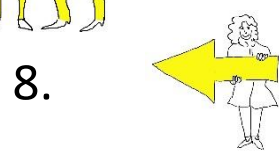

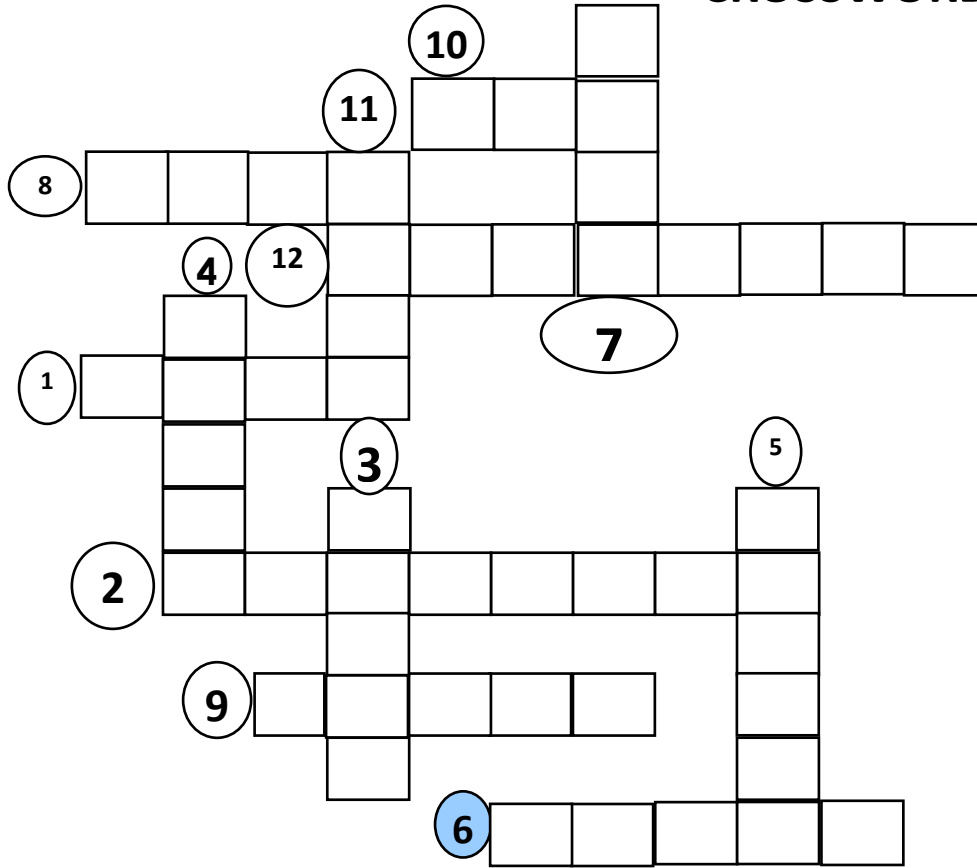
A

S


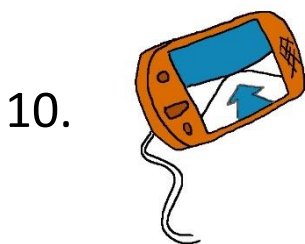


The hidden words are M\_\_R\_\_Y \_\_H\_\_I\_\_T\_\_AS

# CROSSWORD



9. Father Christmas wishes you a \_\_\_\_\_ CHRISTMAS !



# EXERCISES (after the show and before christmas)

1 Write sentences about the characters in the play using my name is, I am, I like / do not like and I love.

a **My name is Rudolph.** I am a reindeer. I love music. He don't love school....etc

b **My name is Scrooge**.....  
.....  
.....

c **My name is Father christmas**.....  
.....  
.....

2 And What about you? What do you love? What don't you love?

.....  
.....  
.....  
.....  
.....  
.....

3 Circle the correct answer.

A Scrooge is :

a. a business man

b. a singer

c. a teacher

**B** Father christmas loves :

- a. christmas songs
- b. christmas crackers
- c. christmas pudding

**C** Scrooge organises a :

- a. tennis game
- b. card competition
- c. party

**D** Father christmas has a :

- a. small house
- b. super sleigh
- c. big dog



## 'Let's play to learn Christmas workshop (50min)

Use an empty room with no chairs and no tables so children can move into the space : gymnase, préau or salle de motricité.

1.Start by having children sit in front of you. Ask them 'How do you feel ?' Use gesture to illustrate the sentence. Speak slowly. They must answer I feel happy, sad, angry...Always mime and exaggerate emotion (Caricature). Child stands up and mimes when he says 'I feel...!'

2.Then, have all the children stand up and move with you while you mime and say I feel happy, I feel sad, I feel excited and I feel angry (emotion).

3.Start 'Simon says' game : you say 'Simon says', children do the actions. Simon says walk, walk quickly quietly. Simon says do a french hello (shake hands and say hello) ; do an english hello (wave hand and say hello), american hello (hug and say Hi), superstar hello (kiss cheeks many times and say Hi), christmas hello (invent with students).

4.have the children sit in a circle (boy girl boy girl). Create pairs with children next to each other. They must prepare this dialogue (sitting first and then standing):

A : french or american or english or christmas hello

B : french or american or english or christmas hello

A what's your name ?

B My name is..... What's your name ?

A My name is father christmas.

B (excited !) You are father christmas ?!! (he does not believe him)

A Yes, My name is father christmas.

B (excited !) You are father christmas ?!!

A Yes, My name is father christmas (repat the dialogue many times to exaggerate)

B For christmas I want to be happy or to be a cat (chooses emotion or pet animal and mimes it).

A ok.Magic fingers.... YOU ARE HAPPY !

B mimes saying I am HAPPY. Thank you father christmas.

5.Children sit in circle again. Inside circle, one pair plays the dialogue . The children in the circle watch.

6.finish the workshop by singing gingle bells song with the choreography from the show. THE END

---

Nous espérons que ce spectacle vous a plu :

N'hésitez pas nous faire part de vos retours sur

<https://docs.google.com/forms/d/1gRZm-XT77WfsAyF6GMA11PLFoemhkYAc967JPV6Bq8s/edit>

Ça ne prend que 5minutes et cela nous aidera à améliorer notre travail. 😊 **Thank you !**

Et n'hésitez pas venir liker notre page Facebook. **The more the merrier !**

[facebook/compagniekoalako](https://www.facebook.com/compagniekoalako)

**See you soon and MEEEEEEERY CHRIIIIIISTMAS !**

---

Les corrections des travaux pédagogiques sont sur les pages ci-dessous.



# CORRECTIONS

La compagnie Koalako présente

Approche ludique de l'anglais dès 5 ans



QUI a KIDNAPPÉ  
Le PÈRE NOËL ?

Texte Anna Orford & Andy Park

Mise en scène Anna Orford

## Important vocabulary for the show Find the hidden words

Black letter	Party	Scrooge	Rudolph	Father Christmas
fight	Friend	Money	Snowball	Reindeer

<b>B</b>	<b>L</b>	<b>A</b>	<b>C</b>	<b>K</b>		<b>L</b>	<b>E</b>	<b>T</b>	<b>T</b>	<b>E</b>	<b>R</b>	Q	M	J
Q	X	L	B	F	U	N	W	G	D	P	U	U	C	I
D	S	<b>F</b>	<b>I</b>	<b>G</b>	<b>H</b>	<b>T</b>	I	K	<b>P</b>	<b>A</b>	<b>R</b>	<b>T</b>	<b>Y</b>	K
G	T	I	H	G	<b>P</b>	X	V	A	O	L	O	G	<b>E</b>	A
H	R	<b>S</b>	M	B	<b>L</b>	C	Y	R	I	S	Z	M	<b>N</b>	S
J	T	<b>N</b>	F	N	<b>O</b>	W	B	A	F	L	B	I	<b>O</b>	D
P	S	<b>O</b>	K	T	<b>D</b>	K	S	P	<b>R</b>	E	H	E	<b>M</b>	T
<b>F</b>	E	<b>W</b>	T	U	<b>U</b>	S	F	<b>E</b>	H	J	R	O	S	<b>E</b>
<b>A</b>	R	<b>B</b>	A	<b>F</b>	<b>R</b>	<b>I</b>	<b>E</b>	<b>N</b>	<b>D</b>	I	T	E	<b>G</b>	M
<b>T</b>	O	<b>A</b>	U	D	O	<b>D</b>	R	E	E	N	R	<b>O</b>	E	B
<b>H</b>	F	<b>L</b>	G	A	<b>N</b>	H	M	I	Z	M	<b>O</b>	I	L	T
<b>E</b>	Z	<b>L</b>	B	<b>I</b>	K	A	W	Q	B	<b>R</b>	A	S	O	E
<b>R</b>	S	R	<b>E</b>	R	L	G	H	U	<b>C</b>	L	X	C	V	R
<b>C</b>	<b>H</b>	<b>R</b>	<b>I</b>	<b>S</b>	<b>T</b>	<b>M</b>	<b>A</b>	<b>S</b>	Z	T	X	W	E	L

## Christmas vocabulary

Love	Present	Christmas	Pudding	Cracker
Christmas Tree	Songs	Excited	Sleigh	Happy

A	D	S	G	O	S	P	K	N	C	D	Y	Q	M	J
Q	X	L	O	V	E	N	W	P	U	D	D	I	N	G
D	E	E	K	P	C	O	I	K	P	A	L	B	R	K
G	T	I	H	G	R	X	V	A	O	L	T	G	J	A
H	R	G	M	B	E	C	H	R	I	S	T	M	A	S
J	T	H	P	J	D	R	A	Z	R	N	D	E	U	D
P	S	L	K	T	P	A	S	P	R	E	S	E	N	T
F	E	P	T	U	E	C	F	E	H	J	R	O	S	O
A	X	N	A	P	H	K	K	E	X	C	I	T	E	D
Q	Y	G	U	D	O	E	R	E	E	N	R	T	E	B
Z	P	U	G	A	N	R	M	I	Z	S	O	N	G	S
T	P	L	B	I	K	A	W	Q	B	Q	A	S	O	E
R	A	R	E	R	L	G	H	U	I	L	X	C	V	R
C	H	R	I	S	T	M	A	S	-	T	R	E	E	F

Find the correct letters and the hidden words

M

3. CHRISTMAS CRACK **E** RS

R

4. CHRISTMAS T **R** EE

Y

3. FATHER **C** HRISTMAS

H

5. CH **R** ISTMAS PRESENT

I

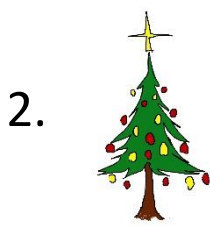
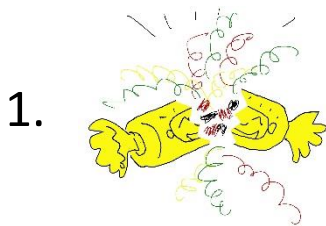
5. CHRI **S** TMAS PUDDING

T

6. CHRIST **M** AS SONGS

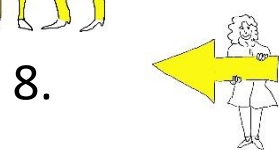

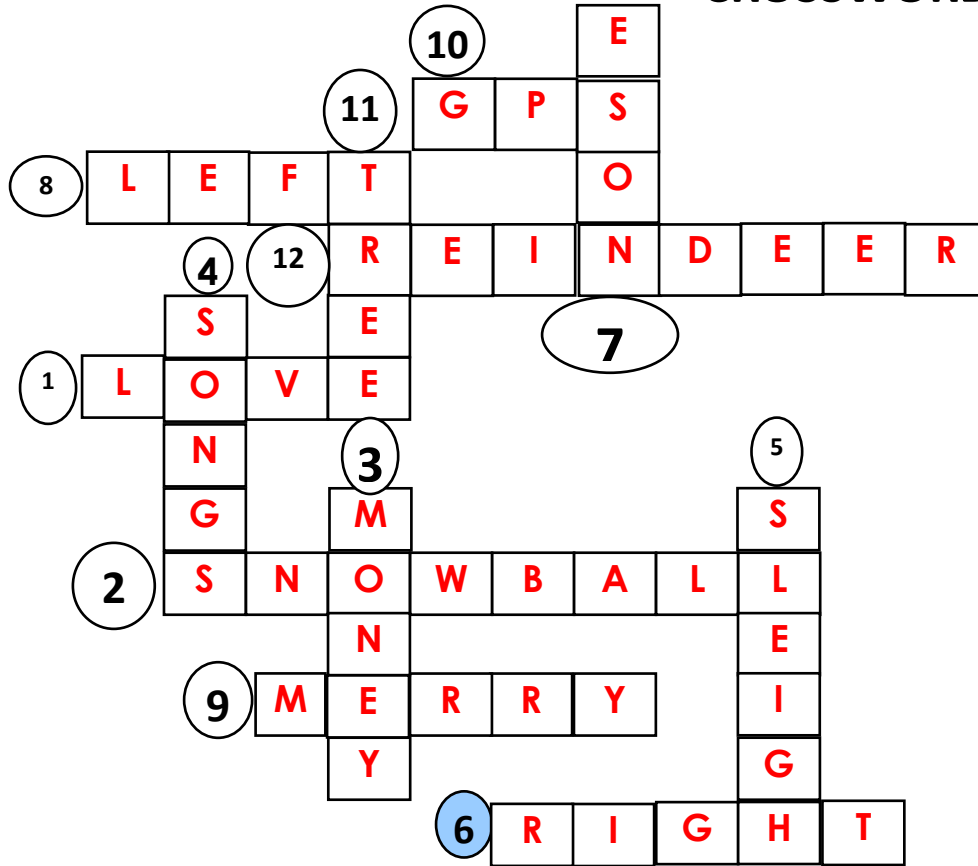
A

S


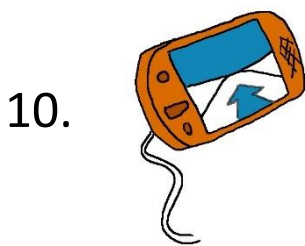


The hidden words are **MERRY CHRISTMAS**

# CROSSWORD



9. Father christmas wishes you a **MERRY** CHRISTMAS !



# EXERCISES (after the show and before christmas)

1 Write sentences about the characters in the play using my name is, I am, I like / do not like and I love.

a **My name is Rudolph.** I am a reindeer. I love music. I don't love pudding etc

b **My name is Scrooge**.....  
.....  
.....

c **My name is Father christmas**.....  
.....  
.....

2 And What about you? What do you love? What don't you love?

.....  
.....  
.....  
.....  
.....  
.....

3 Circle the correct answer.

A Scrooge is :

a. **a business man**

b. a singer

c. a teacher



**B** Father christmas loves :

- a. **christmas songs**
- b. christmas crackers
- c. christmas pudding

**C** Scrooge organises a :

- a. tennis game
- b. card competition
- c. **party**

**D** Father christmas has a :

- a. small house
- b. **super sleigh**
- c. big dog

